

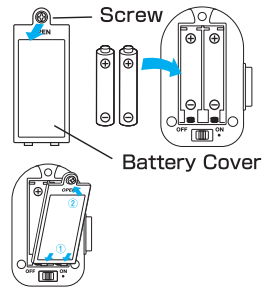


## How to change the batteries

2 AAA Alkaline Batteries

If the music gets hard to hear, or the response is slow, it's time to change the batteries.

- Use a screwdriver to loosen the screw on the battery cover located on the back of the battery box, and remove the battery cover. Remove the spent batteries, and replace them with two new AAA alkaline batteries, taking care to properly align the + (plus) and - (minus) ends. Always insert the - (minus) end of the battery first.
- Moving in the direction of the arrows, insert the tabs ① first, then push ② into place, and finally use a screwdriver to tighten the screw and hold the cover securely in place.



Never mix old and new batteries, or different types of batteries.

## Set Contents

Actual toy is slightly different from the illustration on the box.

Stuffed Figure

Magic Pendant

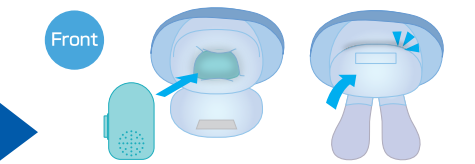
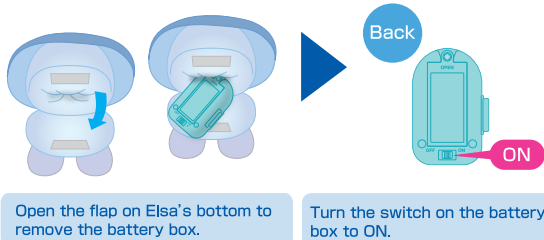


Jewelry Box

Battery Box



## How to use



Ensure the front of the battery box faces Elsa's stomach, and insert it deep into the cavity. Finally, close the flap securely.

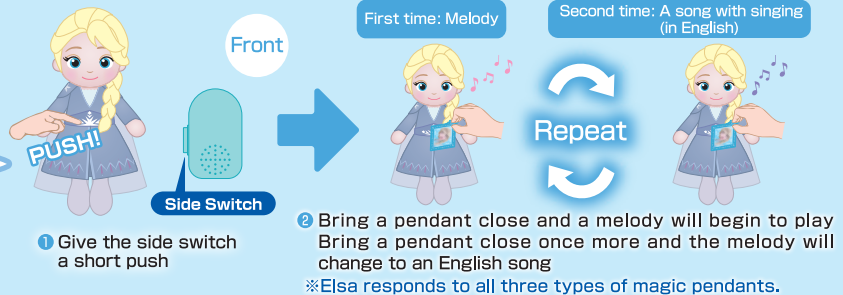
Take care to position the battery box correctly!

※If the battery box is inserted backwards, it won't work!

## Singing

### Short push for singing mode

- Give the side switch a short push to change to singing mode.
- Bring your pendant close and a melody will start to play. Bring it close again and the melody will change to a song with singing (in English)!



First time: Melody

Second time: A song with singing (in English)

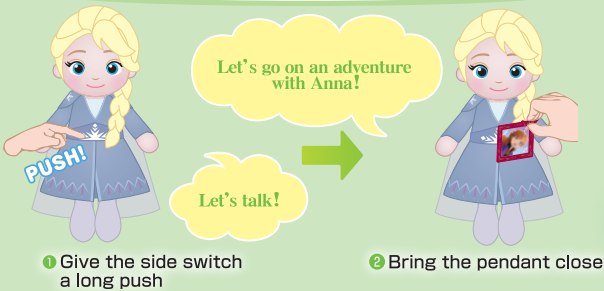
Repeat

※Elsa responds to all three types of magic pendants.

## Talking

### Long push for talking mode

- Give the side switch a long push to change to talking mode.
- Hear different talking with each pendant when you bring them close! Playing house is more fun than ever when Elsa talks!



Elsa talks about the character on the pendant that is brought close to her!



Each of the three pendants × 3 patterns = total of 9 different phrases

Buy Anna (sold separately) to use Anna's magic pendant too. There are three more special phrases waiting for you!

## All specially recorded!!

- I've always had magical powers. But it took a while to get good using them. What can you do well?
- How about we have some fun skating at the castle!
- We're such good friends. What would I do without you?

- Let's go on an adventure with Anna!
- I always have fun with Anna. What do you like to do for fun?
- I've been hearing a voice calling to me. Let's see what it is.

- Olaf is such a good friend. I have an idea, let's throw him a surprise party.
- Olaf loves to read and learn new things. Come on let's read a book too!
- Have you seen Olaf? Let's find him!

## Dress-up

### Have fun dressing up!

You can wear the magic pendants yourself! Choose a pendant to fit your mood, and have fun dressing up!

※When you're not wearing it, keep it in the jewelry box so it doesn't get lost.



## Don't lose your precious pendants! Keep them in this box!



※Take care not to pinch your fingers



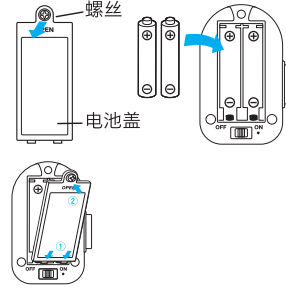
## 电池的更换方法

2节1.5V (AAA) 碱性电池 (需另外购买)

音乐模糊或反应迟钝时请更换电池。

① 用螺丝刀拧开本体后部电池盖上的螺丝，卸下电池盖。请取出用过的电池，按照±(正极、负极)符号正确装填2节新的7号碱性干电池。请从- (负极) 先装填电池。

② 请将①的盖头先行插入，再沿箭头方向将②嵌入，最后用螺丝刀拧紧螺丝。



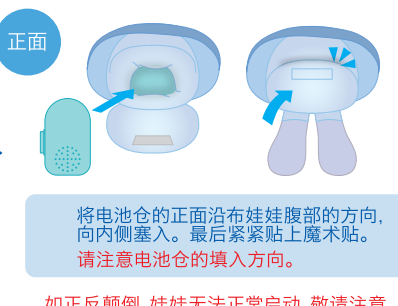
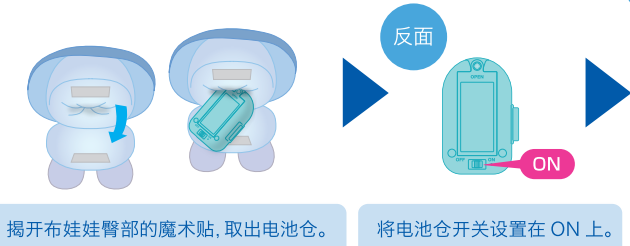
请勿混合使用新旧电池或各类不同电池。

## 套装构成

包装上的插图与商品可能存在差异，敬请理解。



## 玩法介绍



将电池仓的正面沿布娃娃腹部的方向，向内侧塞入。最后紧紧贴上魔术贴。  
请注意电池仓的填入方向。

如正反颠倒，娃娃无法正常启动，敬请注意。

## 歌曲

### 短按进入歌曲模式

- 短按侧钮切换进入歌曲模式。
- 将魔法吊坠靠近布娃娃即播放音乐。再次将吊坠靠近布娃娃，音乐将变成歌曲(英语)!



① 短按侧钮

第一遍：音乐 第二遍：歌曲（英语）



- 将魔法吊坠靠近即播放音乐。再次将吊坠靠近，音乐将转为英语歌曲哦。  
※三种魔法吊坠均能反应。

## 聊天

### 长按进入聊天模式

- 长按侧钮切换进入聊天模式。
- 将魔法吊坠靠近布娃娃，不同吊坠将带来不同的聊天乐趣！和艾莎开心聊天，过家家更有乐趣！



① 长按侧钮

② 请将吊坠靠近布娃娃

艾莎会跟我们聊靠近的吊坠卡通形象哦!



3种吊坠 × 3种语音模式  
共收录9种语音模式

如同时购买安娜(另售)，也可使用艾莎吊坠。有3种不同聊天内容哦!

## 全新收录所有语音!!

- I've always had magical powers. But it took a while to get good using them. What can you do well?
- How about we have some fun skating at the castle!
- We're such good friends. What would I do without you?

- Let's go on an adventure with Anna!
- I always have fun with Anna. What do you like to do for fun?
- I've been hearing a voice calling to me. Let's see what it is.

- Olaf is such a good friend. I have an idea, let's throw him a surprise party.
- Olaf loves to read and learn new things. Come on let's read a book too!
- Have you seen Olaf? Let's find him!

## 时尚

### 一起来时尚装扮吧!

魔法吊坠还可以挂在自己的身上。根据心情选择不同吊坠，一起来时尚装扮吧!  
※不佩戴时为防止丢失，请收纳在首饰盒中吧!



为了不把心爱的吊坠弄丢!  
收纳到首饰盒中吧!



※请小心夹手。

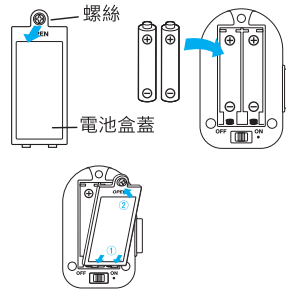


## 如何更換電池

2顆 1.5V(AAA)鹼性電池

出現音樂音量變小或反應變慢情形時，請更換電池。

- 請使用螺絲起子鬆開本體背面的電池盒蓋上的螺絲後打開盒蓋，將用完的電池取出，依照±(正負)符號，以正確方向安裝2顆新的1.5V(AAA)電池。安裝電池時請從-(負)極放入。
- 請先將①的突起插入溝槽後，再依箭頭方向將②蓋起，最後用螺絲起子拴緊。



新舊電池或不同種類的電池請勿混用。

## 產品內容

外盒圖片僅供參考，與實際商品略有差異，敬請見諒。

布偶

魔法項鍊



珠寶盒

電池盒

正面

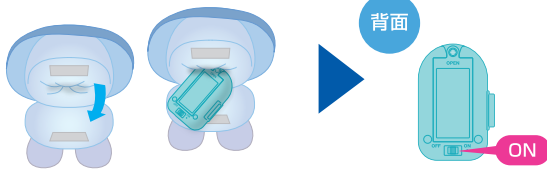
背面

正面

背面

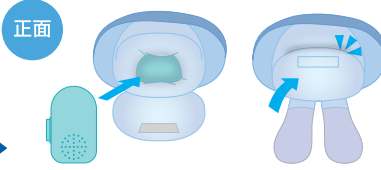


## 玩法介紹



請撕開臀部的魔鬼氈，取出電池盒。

請把電池盒上的開關調到 ON



請將電池盒正面朝向玩偶肚子擺好，推進裡面後再用魔鬼氈黏住固定。  
請注意電池盒放入時的方向。

※方向弄反將無法正常運作，敬請注意。

## 唱歌

### 短按啟動歌唱模式

- 短按側面按鈕將啟動歌唱模式。
- 將魔法項鍊靠近玩偶就會播放音樂。再次將項鍊靠近玩偶，音樂將變成歌曲(英文)唷!



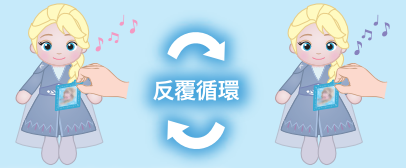
1 請短按側面按鈕

正面

側面按鈕

第一次: 音樂

第二次: 歌曲 (英文)



2 將項鍊靠近玩偶就會播放音樂。再次將項鍊靠近玩偶，音樂將變成英文歌曲唷

※3種魔法項鍊均會反應

## 聊天

### 長按啟動聊天模式

- 長按側面按鈕將啟動聊天模式。
- 將魔法項鍊靠近玩偶，聊天內容會隨項鍊種類不同而有變化唷! 聽艾莎說話讓扮家家酒更開心!



1 請長按側面按鈕

Let's go on an adventure with Anna!

Let's talk!



2 請將項鍊靠近玩偶

艾莎將聊有關項鍊角色的內容唷!



3種項鍊 × 3種語音  
共收錄 9種語音

如果有買安娜(另售)，也能使用愛莎的魔法項鍊。有三種特別台詞唷!

## 所有語音全新收錄!

- I've always had magical powers. But it took a while to get good using them. What can you do well?
- How about we have some fun skating at the castle!
- We're such good friends. What would I do without you?

- Let's go on an adventure with Anna!
- I always have fun with Anna. What do you like to do for fun?
- I've been hearing a voice calling to me. Let's see what it is.

- Olaf is such a good friend. I have an idea, let's throw him a surprise party.
- Olaf loves to read and learn new things. Come on let's read a book too!
- Have you seen Olaf? Let's find him!

## 打扮

### 用項鍊時髦打扮

可以將魔法項鍊配戴在身上，根據心情更換項鍊做不同時髦打扮!

※項鍊沒戴時請放進珠寶盒收好，以免遺失囉!



讓寶貝的項鍊不再遺失!  
放到珠寶盒裡保管吧!



※小心不要夾到手